


REV MED X™ TX3™

“EXTENDED CARE” RATCHETING TOURNIQUET

- Applies precise mechanical pressure
- Occludes with less pressure
- Less pain than standard tourniquets
- Self-locking system
- Simple, intuitive “gross motor” operation
- Compact, lightweight, and rugged
- Designed for extreme temperature ranges
- 3 inch wide strap designed to reduce pain and lower risk of tissue and nerve damage




Made exclusively for RevMedx, Inc.

INSTRUCTIONS FOR USE:

1. PULL: Place tourniquet around injured limb. Grasp loop with thumb and PULL webbing to securely tighten tourniquet around limb.




2. LIFT: Lift lever arm of ratcheting buckle to tighten tourniquet until bleeding stops.



ONE HANDED: For a one handed application, grasp loop with teeth to prevent slipping when tightening.



3. REMOVAL: Release tourniquet by placing finger under tan tab (marked “PULL TO OPEN”) and lift.



Contents: 1 Tourniquet
40" x 3" (101.6 cm x 7.6 cm)
Reorder Part No: RES-0001-02

REV MED X™

RevMedx, Inc.
25999 SW Canyon Creek Road Suite C
Wilsonville OR 97070
PH: 503.218.2172 www.RevMedx.com

TRAINING: Obtain tourniquet specific training and familiarization before actual application of the TX ratcheting tourniquet system. Maintain proficiency and train with your tourniquet on a regular basis.

Not sterile

Not made with natural rubber latex

For use by trained emergency responders

Assembled in the USA



EU REP SAMIC SNC VIAN MONTE BIANCO 6/A 31040 TREVIGNANO, ITALY